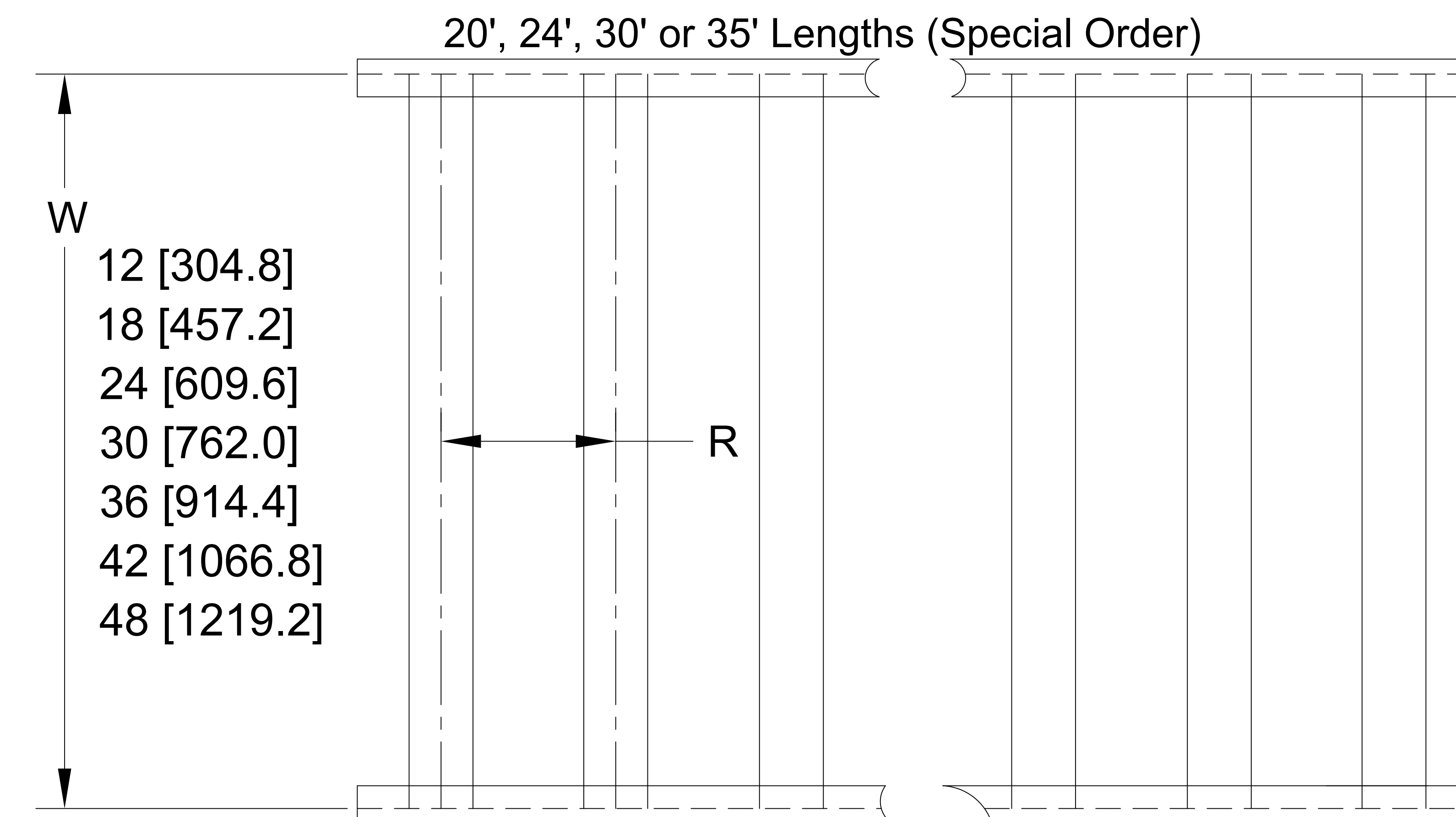
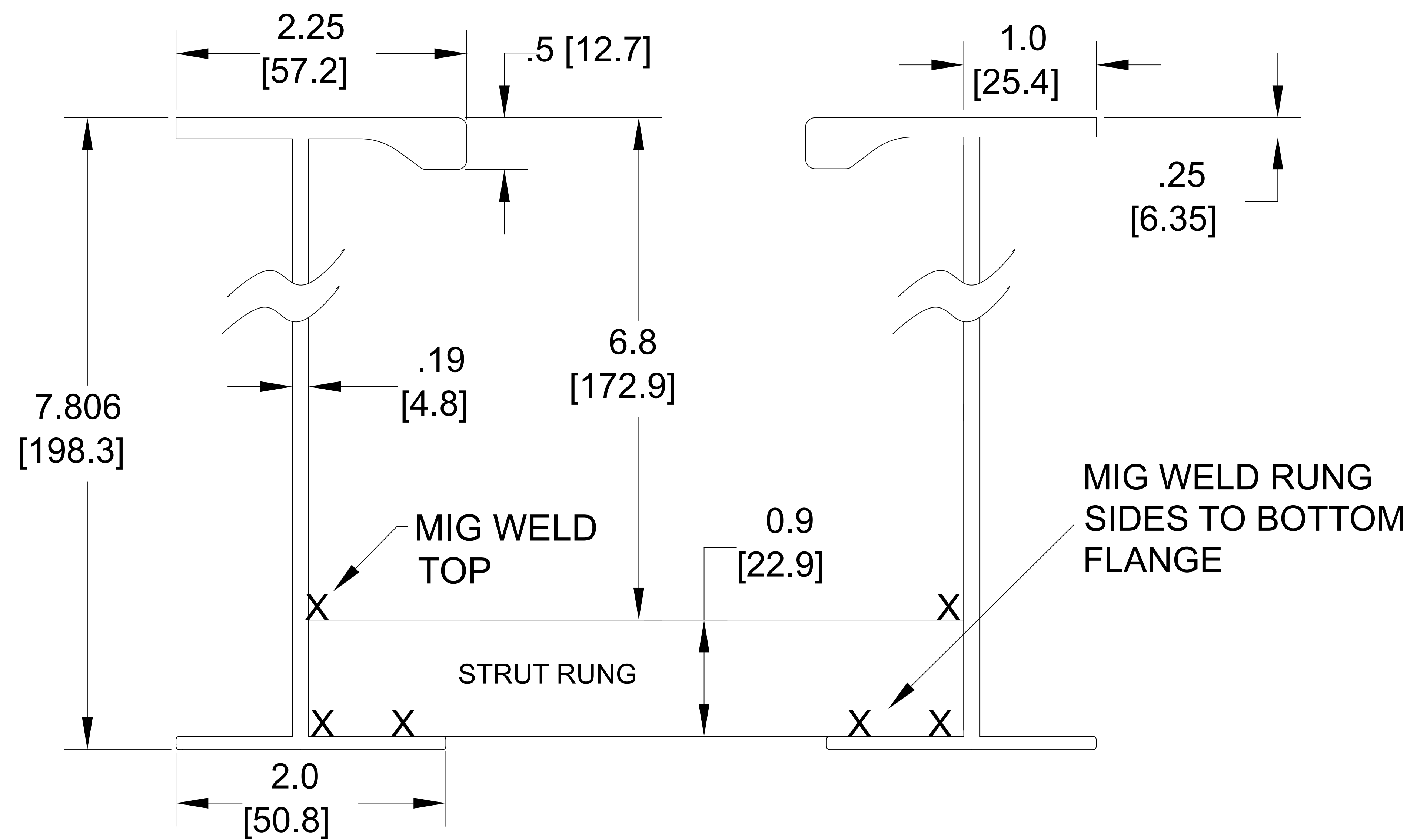


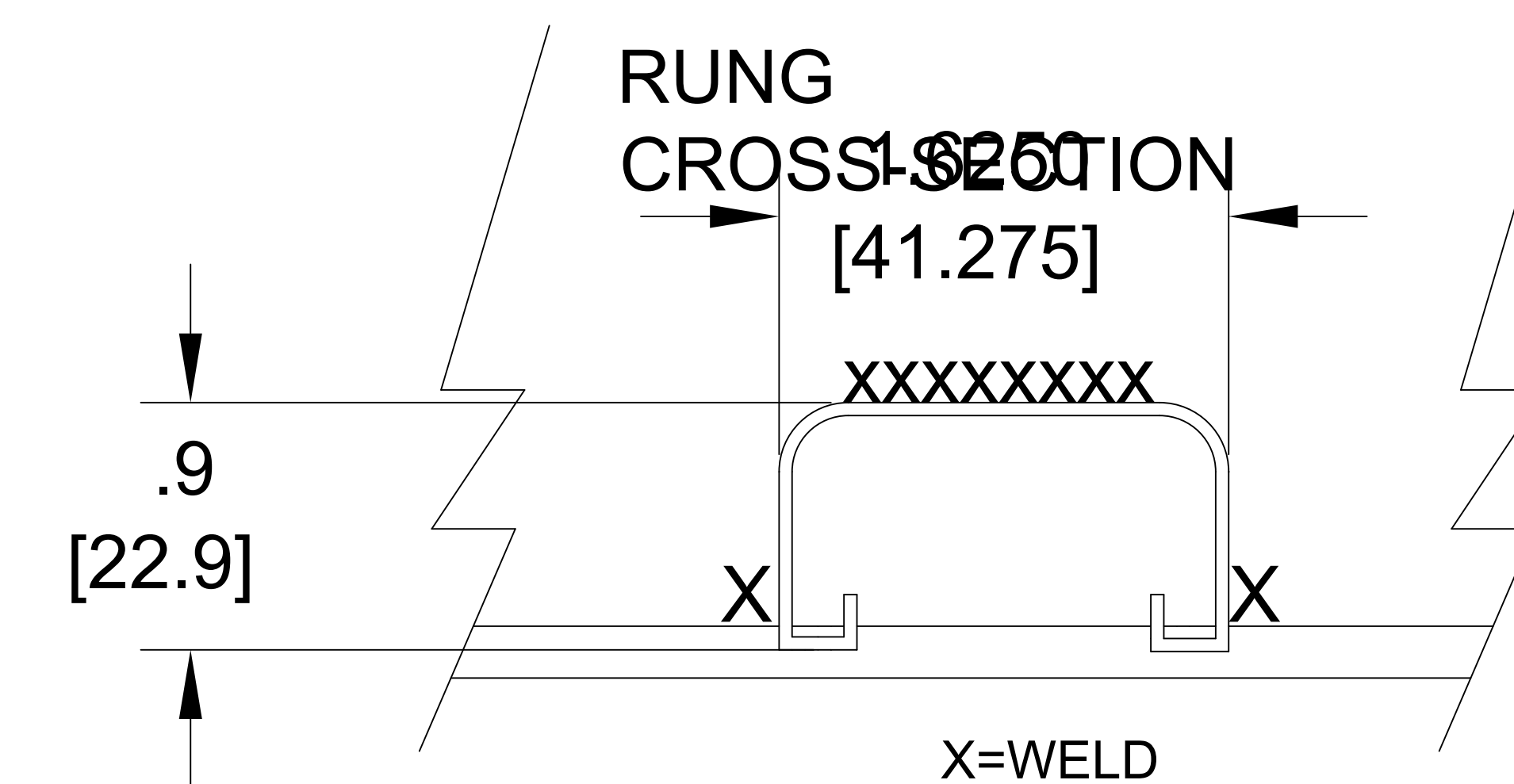
8HAF ALUMINUM CABLE TRAY --NEMA 35C CSA E

1 @ 6m



R=9 [228.6] RUNG SPACING
 R=12 [304.8] RUNG SPACING
 R=18 [457.2] RUNG SPACING
 (12" MAX R.S. RECOMMENDED BEYOND 24' SPAN)

FOR OTHER LENGTHS
 L = 20' = 240
 L = 30' = 360
 L = 35' = 420



Data (2 Rails)
 $I_x = 40.46 \text{ in.}^4$ $S_x = 12.1 \text{ in.}^3$ $UL \text{ AREA} = 4.88 \text{ in.}^2$
 EGC = 2000 AMPS
 Allowable Load - Simple Beam Loads Data - (Factor of safety - 1.5)

| Span | feet | 16 | 20 | 24 | 30 | 35 * |
|-------------|--------|-------|-------|-------|-------|-------|
| | meters | 4.88 | 6.10 | 7.32 | 9.14 | 10.7 |
| Load | lbs/ft | 572 | 363 | 249 | 155 | 100 |
| | kg/m | 851 | 540 | 371 | 231 | 149 |
| Deflect. | in. | 1.75 | 2.72 | 3.87 | 5.87 | 8.34 |
| | mm. | 44.5 | 69.1 | 98.3 | 149.1 | 212 |
| ** K-factor | | .0031 | .0075 | .0155 | .0379 | .0834 |

34.5' SPAN LOAD TEST AVAILABLE

Notes: 1. Sheet Metal tolerances 2. Unless noted all dimensions are in inches

** K x W may be used to calculate deflection of lighter loads at indicated span.

Furnished with 10 Hole 7" X 16" Splice Plates (pair) and 20, 9TBN302 3/8" Round Head serrated 304 stainless bolt & integral lock washer nut assemblies.

Material
ALUM ALLOY
6063-T6

This drawing and specifications are the property of Chalfant Inc. and shall not be used for the basis of mfg. or sale or quotation of illustrated product without permission.

Chalfant Brunswick, OH Tel. 330-273-3510
 Fax 330-273-8149

| | | | |
|----------|------------|-----------------------|----------|
| SIZE | FSCM NO. | DWG NO. | REV |
| A | | 8HAF " W " " L | 1 |
| SCALE | NTS | 05-23-02R " | SHEET |